

# ANTF Skylines

## Modpack Manager

2019 Guide (Version 1.6)

# Getting Started

Technic Launcher/ (ANTF) Modpack Folder



Path of the EXE for the Technic Launcher

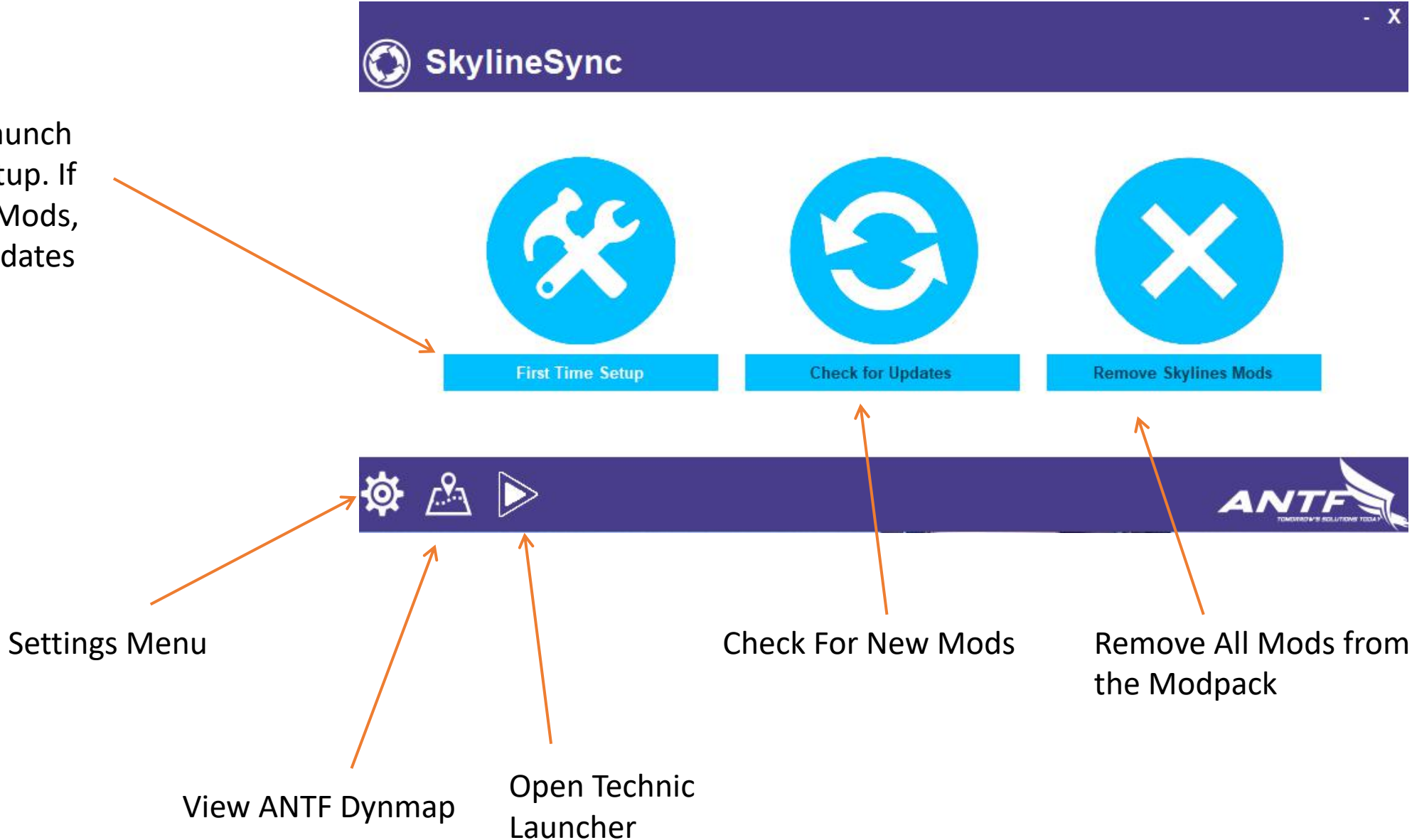
Continue To Main Menu

The screenshot shows a window titled "ANTF Skylines Mod Manager" with a close button (X) in the top right corner. It contains two input fields for file paths, each with a "Browse" button to its right. The first field is labeled "Verify/Change Technic Modpacks Directory" and has a blue link "Use Assumed Path" below it. The second field is labeled "Technic Launcher.exe Location". Below these fields is a large blue button labeled "Save and Continue".



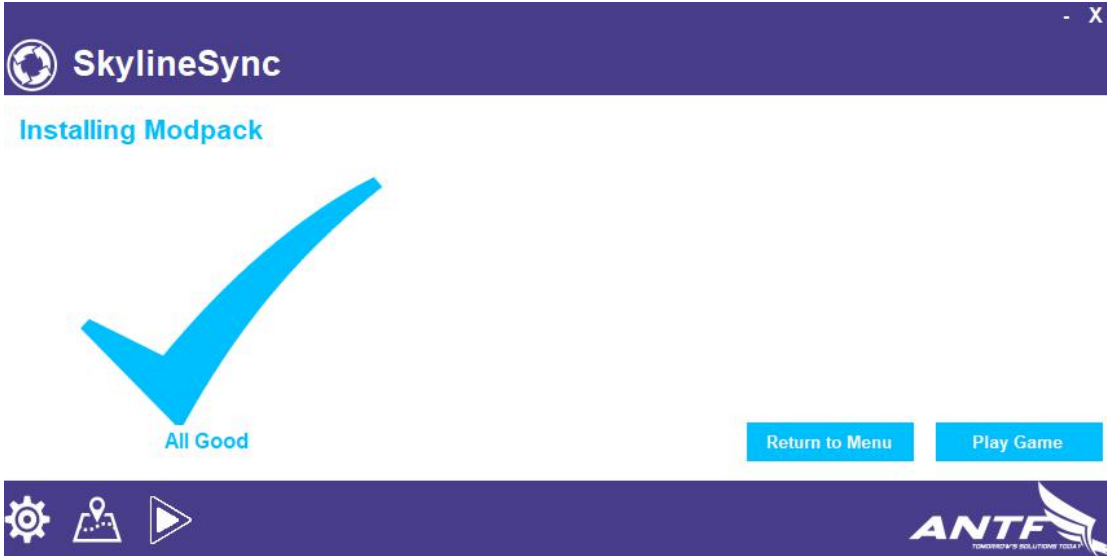
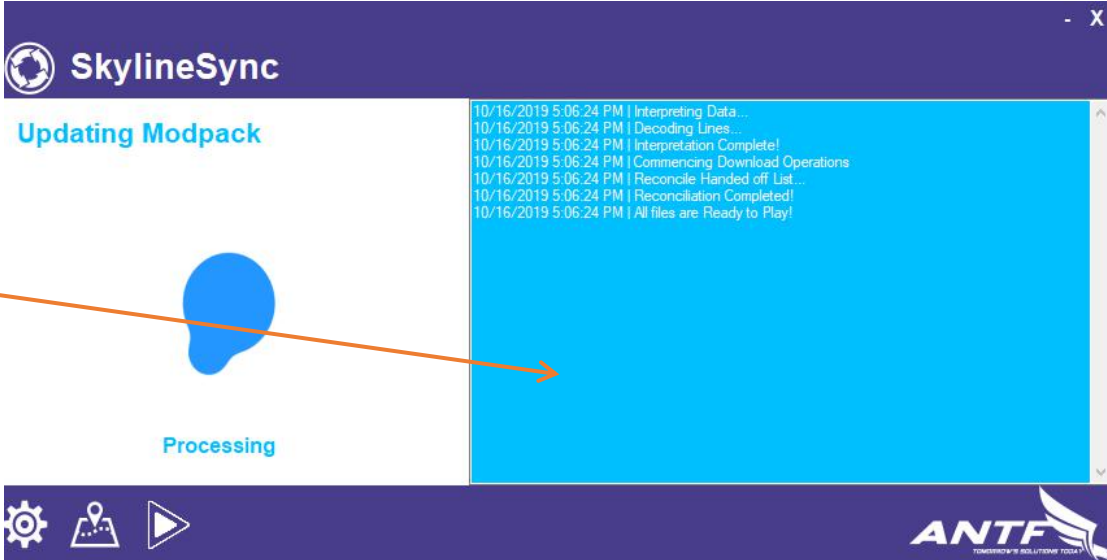
# Getting Started (Main)

If this is the first launch click First Time Setup. If you are updating Mods, Click Check for Updates



# Getting Started (Downloading/Updating)

Shows What is Happening While you Wait



When all downloads are complete, you can either return to the menu or launch the Technic Launcher

# Getting Started (Settings)

Apply New changes to Property

Choose While Property to Update



## Settings

Return to Main Menu

Update Path(s)

Choose Option Edit or Change

- Admin
- Get ANTF Support
- Clear All Logs
- Reboot Application
- Reset Application

Version 1.7



Toggle ANTF Admin Panel

Visit ANTF's Website

Clear All Text Logs From Downloading

Restart Program

Factory Reset Program to Original Condition

Software Version



[antfcorp.com](http://antfcorp.com)

[support@antfcorp.com](mailto:support@antfcorp.com)